

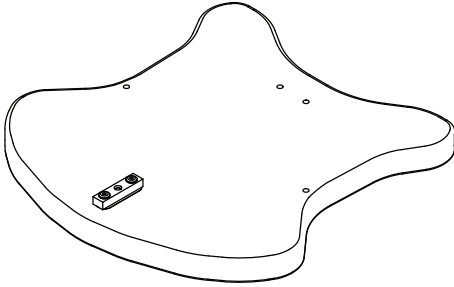


Flat Pack Corner Seat
Assembly Instructions

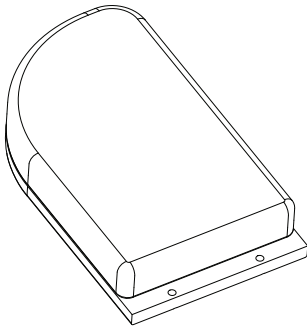
Rev04

July 2008

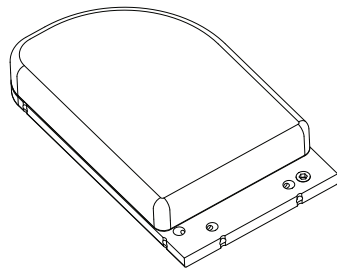
Corner Seat - Parts



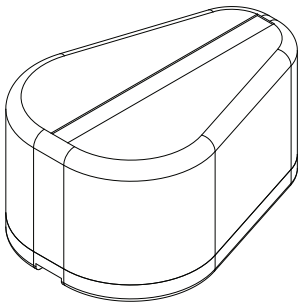
A
Base Assembly
Qty: 1



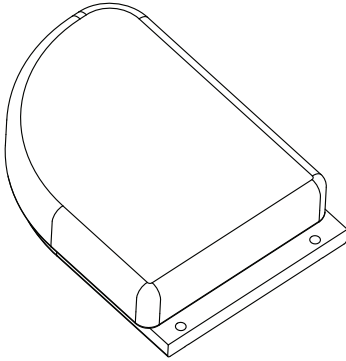
B
Lower Backpad - Left
Assembly
Qty: 1



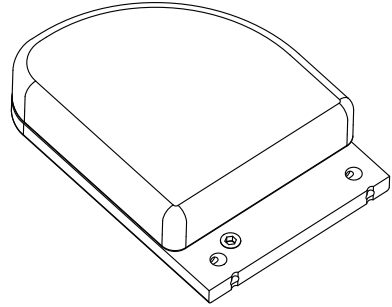
C
Lower Backpad - Right
Assembly
Qty: 1



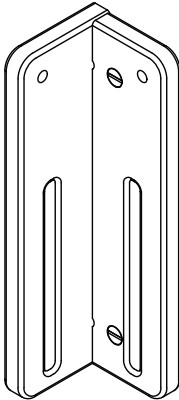
D
Abduction Block
Qty: 1



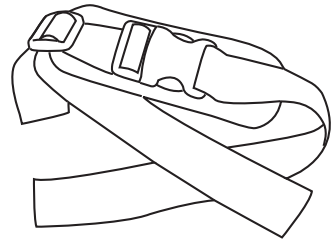
E
Upper Backpad - Left
Assembly
Qty: 1



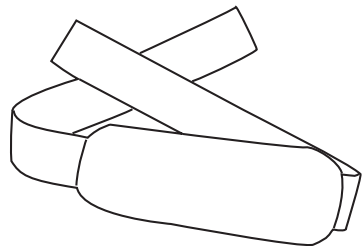
F
Upper Backpad - Right
Assembly
Qty: 1



G
Height Adjuster Assembly
Qty: 1

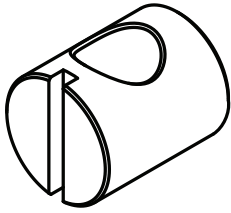


H
Hip Strap
Qty: 1



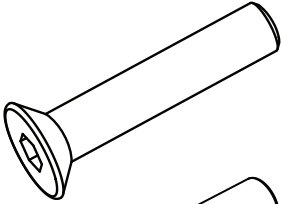
I
Chest Strap
Qty: 1

Corner Seat - Component Identifier



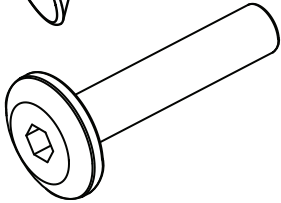
Barrel Nut

D23 (Qty 8) = M6 x 12mm long



Countersink Screw

S66 (Qty 4) = M6 x 30mm long

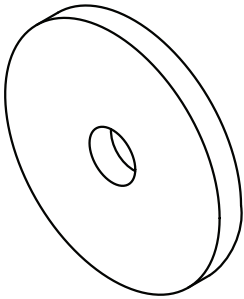


Flathead Assembly Screw

S61 (Qty 2) = M6 x 20mm long

S90 (Qty 3) = M6 x 25mm long

S92 (Qty 4) = M6 x 65mm long



Plastic Washer

W6 (Qty 9) = M6 x 18mm Plastic

W44 (Qty 2) = M6 x 30mm Plastic

W33 (Qty 6) = M6 x 25mm Steel

Tools Required

4mm Allen Key (Supplied)

Flat Blade Screwdriver (Not Provided)



1

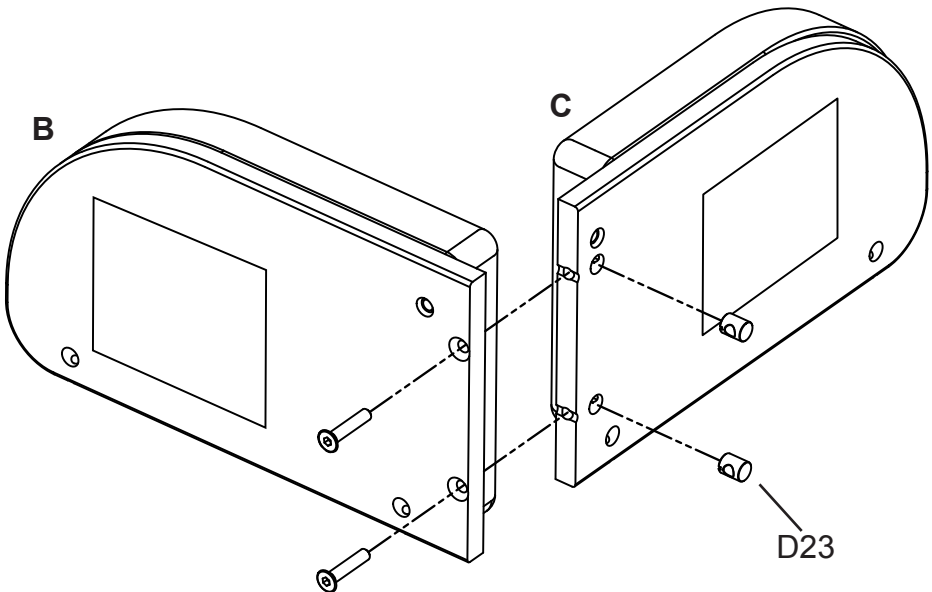
Lower Backpad Assembly

Assemble the Lower Back Pad assembly using units **B** and **C** (The larger two pads), and:

2 Barrel nuts (D23)

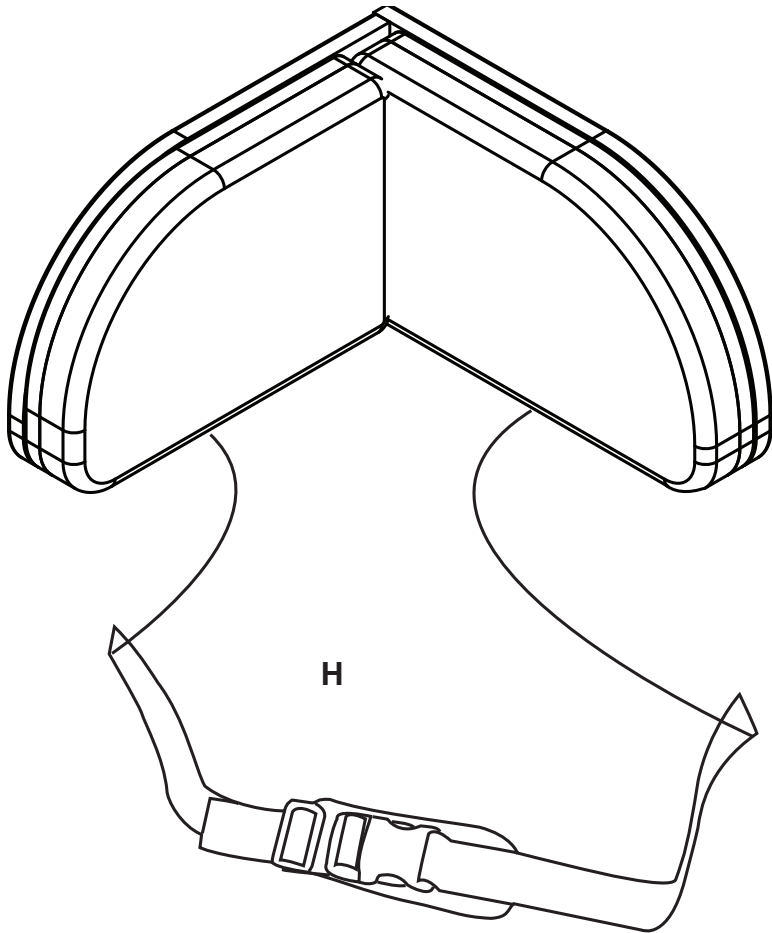
2 Countersink Screws (S66)

Use a screwdriver to align the barrel nuts and tighten screws using the allen key provided.



2

Attach Hip Strap (H) to the Lower Backpad Assembly using the Velcro at each end of the strap.

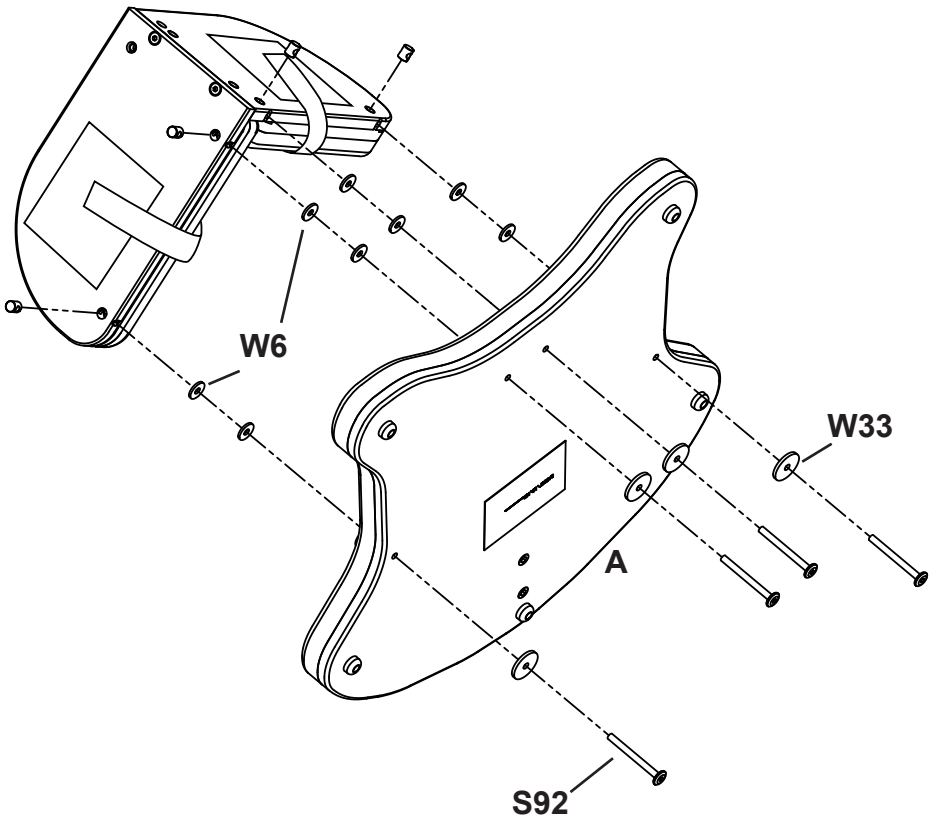


3

Attach the Lower Backpad Assembly to the base (**A**) using:

- 4 Flathead Assembly screws (S92)
- 4 Barrel nuts (D23)
- 4 Steel washers (W33)
- 8 Plastic washers (W6)

Assemble as shown below, aligning the barrel nuts with a screw driver.



4

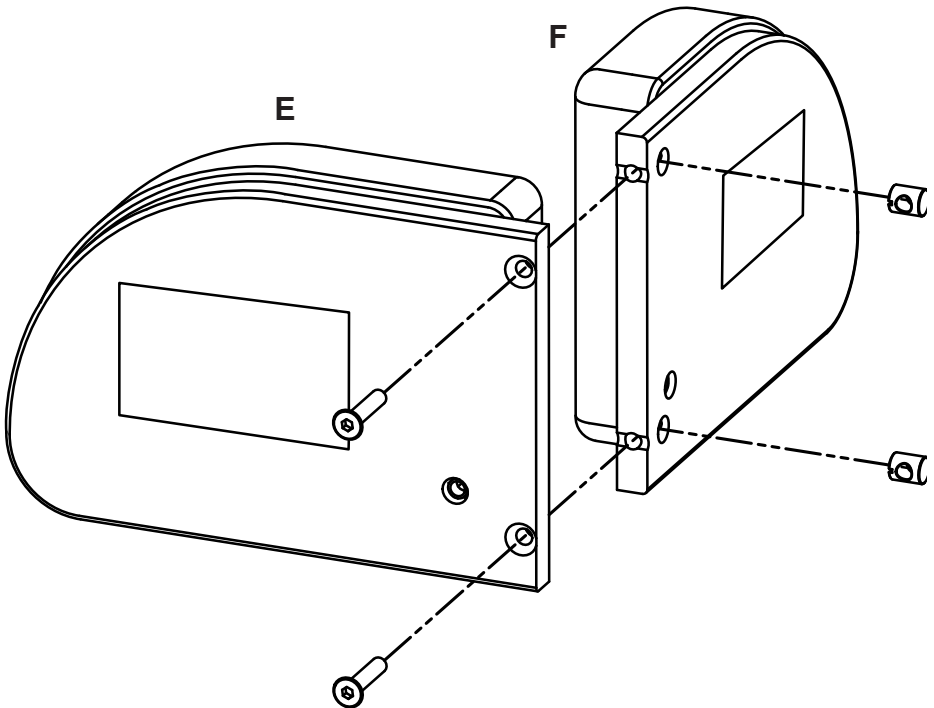
Upper Backpad Assembly

Next, assemble the Upper Backpad Assembly using units **E** and **F**, and:

2 Barrel nuts (D23)

2 Countersink screws (S66)

Use a screwdriver to align the barrel nuts and tighten screws using the allen key provided.



5

Attach the Height Adjuster, G, to the Upper Backpad Assembly using:

2 Flathead assembly screws (S61)

Tighten screws using the allen key provided.

